

Physical Layer Security with Uncoordinated Helpers Implementing Cooperative Jamming

Shuangyu Luo, Jiangyuan Li, and Athina Petropulu
Rutgers-The State University of New Jersey, Piscataway, NJ 08854

Abstract—A wireless communication network is considered, consisting of a source (Alice), a destination (Bob) and an eavesdropper (Eve), each equipped with a single antenna. The communication is assisted by multiple helpers, each equipped with two antennas, which implement cooperative jamming, i.e., transmitting noise to confound Eve. The optimal structure of the jamming noise that maximizes the secrecy rate is derived. A nulling noise scenario is also considered, in which each helper transmits noise that nulls out at Bob. Each helper only requires knowledge of its own link to Bob to determine the noise locally. For the optimally structured noise, global information of all the links is required. Although analysis shows that under the two-antenna per helper scenario the nulling solution is sub-optimal in terms of the achievable secrecy rate, simulations show that the performance difference is rather small, with the inexpensive and easy to implement nulling scheme performing near optimal.

Index Terms—cooperative jamming, secrecy rate, physical layer security, nulling noise, optimal general structured noise

I. INTRODUCTION

In wireless communication networks, security is an important issue since signals are broadcasted in the air. Physical layer security has drawn considerable attention since Wyner [1] proposed the wiretap channel in 1975. [2] provided a theoretic security analysis using information theory. Consider a wiretap channel and a typical scenario in which Alice, the source node, wants to have a private conversation with Bob. The problem is that Eve can also get the broadcasted signal. By deploying some cooperative relays between Alice and Bob could help Alice to keep the signal secret. There are mainly three relaying methods: Decode-and-Forward, Amplify-and-Forward and Cooperative Jamming (CJ).

Cooperative Jamming is a method that relays transmit noise to degrade the channels of eavesdropper. In CJ, while the purpose of transmitting noise is to confound the eavesdropper, the noise unavoidably affects the legitimate receiver. In [3], a weighted common noise is transmitted by each relay in a way to ensure nulling at the destination, and suboptimal but closed form weights and relay power allocation were provided to maximize the secrecy rate subject to power constraints. As an improvement to [3], [4] proposed optimal weight design and power allocation that do not rely on nulling at the destination. The aforementioned methods require global channel information at the relays, including that of the eavesdroppers. On the other hand, [6], [7] proposed transmitting structured noise rather than weighted random noise. In [6], all nodes have multiple antennas, and the jamming could be

coordinated (requiring public information), or uncoordinated (UCJ) (no public information). In UCJ, the helpers minimize the interference to Bob autonomously by sending the jamming signals along the right singular vector that correspond to the smallest singular value of their channel to Bob. Again, no eavesdropper channel information is needed.

In this paper, we consider a scenario in which Alice, Bob and Eve are all equipped with a single antenna, while each relay is equipped with two antennas. We study two artificial noise schemes, the local nulling artificial noise and the general structured artificial noise. In local nulling, each helper completely cancels its interference at Bob, using only local information of its link to Bob. The condition for achieving a local nulling is that the artificial noise at each helper can be designed to lie in the null space of its channel to Bob, which requires that the relay has at least two antennas. Taking cost, size limitation into consideration, we proceed with two antennas and but the result can be directly extended for any number of antennas at relays. The optimal structure for the jamming noise that maximizes the secrecy rate is also derived.

We point out that local nulling is a special case of UCJ [6]. In [6], the UCJ for MIMO channel is studied, each helper's interference to Bob is not necessarily cancelled locally; this depends on the degrees of freedom of each helper's channel matrix. For example, if each helper has two antennas and Bob has two antennas, then each helper's channel matrix \mathbf{H}_i has a size of 2×2 . For this case, there is not an artificial noise $\mathbf{q}_i \neq 0$ such that $\mathbf{H}_i \mathbf{q}_i = 0$. However, local nulling is the case in which each helper's interference to Bob is always cancelled locally.

In the following, we provide the system configuration in Section II. The nulling noise scenario is described in Section II-A, and optimally structured noise scenario in discussed in Section II-B. In Section III we show that the nulling solution performs very close to the optimal solution in terms of secrecy rate. Finally, Section IV provides some concluding remarks.

Notation - Throughout this paper, the following notations are adopted. Upper case and lower case bold symbols denote matrices and vectors, respectively. Superscripts $*$, T and \dagger denote respectively conjugate, transposition and conjugate transposition. $\text{Tr}(\mathbf{A})$ denotes the trace of the matrix \mathbf{A} . $\lambda_{\max}(\mathbf{A})$ denotes the largest eigenvalue of the matrix \mathbf{A} . $\mathbf{A} \succeq 0$ denotes that the matrix \mathbf{A} is Hermitian positive semi-definite. $|a|$ denotes absolute value of the complex number a . $\|\mathbf{a}\| = \sqrt{\mathbf{a}^\dagger \mathbf{a}}$ denotes Euclidean norm of the vector \mathbf{a} . \mathbf{I}_n denotes the identity matrix of order n (the subscript is dropped

when the dimension is obvious). $\mathbb{E}\{\cdot\}$ denotes expectation operator. $\mathbf{i} = \sqrt{-1}$.

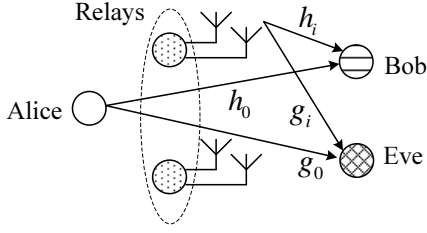


Fig. 1. System model.

II. SYSTEM MODEL AND PROBLEM FORMULATION

We consider a wireless network model consisting of a source node (Alice), N trusted relays, a destination node (Bob) and an eavesdropper node (Eve), as shown in Fig. 1. Bob and Eve can only passively receive signals from source and relays, but not transmit signals. Alice, Bob, Eve, have antenna each and operates in half-duplex mode. Each relay has two antennas. We denote the channels between i th relay and Bob, and i th relay and Eve as \mathbf{h}_i and \mathbf{g}_i (both 2×1), respectively. The channels Alice-Bob, and Alice-Eve are denoted by h_0 and g_0 , respectively. The source transmits a symbol $\sqrt{P_s}x$ with $\mathbb{E}\{|x|^2\} = 1$. The individual power budget of relay i is P_i .

A cooperative jamming scenario is considered, i.e., while Alice is transmitting, the relays transmit independent noise signals, which are independent of the source message. In particular, relay i transmits a 2×1 noise vector $\mathbf{n}_i \sim \mathcal{CN}(0, P_i \mathbf{\Sigma}_i)$ with $\mathbf{\Sigma}_i \succeq 0$ and $\text{Tr}(\mathbf{\Sigma}_i) \leq 1$, $i = 1, \dots, N$. In the following, we address two different scenarios for the transmitted noise, i.e., the nulling noise and the optimally structured noise. For the nulling noise case, the relay i only requires knowledge of its own link (i.e., \mathbf{h}_i) and determines the noise locally. For the optimally structured noise, global information of all the links is required.

A. Nulling Noise

In this section, we design noise to lie in the null space of the channel, so that it will jam Eve but cause no interference to Bob. A simple solution to this problem can be obtained.

In this scheme, only local information is required. Interestingly enough, analysis and numerical simulation show that, the nulling solution achieves a good approximation of the optimal solution in average sense.

For a noise vector \mathbf{n}_i , associated with node i , to cause nulling at Bob, it must hold

$$\mathbf{h}_i^T \mathbf{n}_i = 0, \quad i = 1, \dots, N. \quad (1)$$

Let $\mathbf{h}_i^\perp \in \mathbb{C}^{2 \times 1}$ be an orthonormal basis for the null space of \mathbf{h}_i^T with $\|\mathbf{h}_i^\perp\|^2 = 1$. We can express \mathbf{n}_i as

$$\mathbf{n}_i = w_i \mathbf{h}_i^\perp v_i, \quad i = 1, \dots, N \quad (2)$$

where v_i is a zero mean Gaussian random variable with unit covariance, w_i is the weight to be determined. The

power of the noise is $\mathbb{E}\{\|\mathbf{n}_i\|^2\} = |w_i|^2 \|\mathbf{h}_i^\perp\|^2 \mathbb{E}\{|v_i|^2\} = |w_i|^2$. In fact, this corresponds to $\mathbf{n}_i \sim \mathcal{CN}(0, |w_i|^2 \mathbf{h}_i^\perp (\mathbf{h}_i^\perp)^\dagger)$. Using the fact $\mathbf{h}_i^T \mathbf{h}_i^\perp = 0$, $\forall i$, the received signal at Bob and Eve is y_b and y_e respectively:

$$\begin{aligned} y_b &= \sqrt{P_s} h_0 x + \sum_{i=1}^N \mathbf{h}_i^T (w_i \mathbf{h}_i^\perp v_i) + n_b, \\ &= \sqrt{P_s} h_0 x + n_b, \end{aligned} \quad (3)$$

$$y_e = \sqrt{P_s} g_0 x + \sum_{i=1}^N \mathbf{g}_i^T (w_i \mathbf{h}_i^\perp v_i) + n_e \quad (4)$$

where n_b and n_e are the AWGN received at Bob and Eve. For simplicity, assume $\mathbb{E}[|n_b|^2] = N_0$ and $\mathbb{E}[|n_e|^2] = N_0$.

The secrecy rate of the above system can be expressed as

$$\begin{aligned} R_1(\{w_i\}) &= \log \left(1 + \frac{P_s |h_0|^2}{N_0} \right) \\ &\quad - \log \left(1 + \frac{P_s |g_0|^2}{\sum_{i=1}^N |w_i|^2 \mathbf{g}_i^T \mathbf{h}_i^\perp (\mathbf{h}_i^\perp)^\dagger \mathbf{g}_i + N_0} \right). \end{aligned} \quad (5)$$

Obviously, to maximize R_1 , it should hold that $|w_i|^2 = P_i$, $\forall i$. Thus, the noise \mathbf{n}_i is given by

$$\mathbf{n}_i = \sqrt{P_i} \mathbf{h}_i^\perp v_i, \quad i = 1, \dots, N \quad (6)$$

and the secrecy rate equals

$$\begin{aligned} R_1 &= \log \left(1 + \gamma_0 |h_0|^2 \right) \\ &\quad - \log \left(1 + \frac{\gamma_0 |g_0|^2}{\sum_{i=1}^N \gamma_i \mathbf{g}_i^T \mathbf{h}_i^\perp (\mathbf{h}_i^\perp)^\dagger \mathbf{g}_i + 1} \right) \end{aligned} \quad (7)$$

where

$$\gamma_0 = \frac{P_s}{N_0}, \quad (8)$$

$$\gamma_i = \frac{P_i}{N_0}, \quad i = 1, \dots, N. \quad (9)$$

Discussion- The relays do not need information on the eavesdropper channel. Further, relay i requires only the knowledge of its own link, i.e., \mathbf{h}_i and hence locally determines its weight. As a result, such system can be implemented in a distributed fashion, which greatly facilitates a real world implementation.

B. General Structured Artificial Noise

The above described nulling scheme is not optimal in terms of secrecy rate. One would not know how much secrecy rate is lost with the nulling scheme unless one compares that solution to the optimal one. In this section we derive the optimal solution for the jamming noise. This solution will require global channel information available at each relay. Interestingly, it turns out that the added cost of the global channel information does not buy significant secrecy rate improvement, thus suggesting that the nulling solution might be preferable in a real world implementation.

The received signal at Bob and Eve will be:

$$y_b = \sqrt{P_s} h_0 x + \sum_{i=1}^N \mathbf{h}_i^T \mathbf{n}_i + n_b, \quad (10)$$

$$y_e = \sqrt{P_s} g_0 x + \sum_{i=1}^N \mathbf{g}_i^T \mathbf{n}_i + n_e. \quad (11)$$

The secrecy rate is given by

$$R_2 = \log \left(1 + \frac{\gamma_0 |h_0|^2}{\sum_{i=1}^N \gamma_i \mathbf{h}_i^T \boldsymbol{\Sigma}_i \mathbf{h}_i^* + 1} \right) - \log \left(1 + \frac{\gamma_0 |g_0|^2}{\sum_{i=1}^N \gamma_i \mathbf{g}_i^T \boldsymbol{\Sigma}_i \mathbf{g}_i^* + 1} \right) \quad (12)$$

where γ_0 and γ_i 's are defined in (8) and (9). If $\boldsymbol{\Sigma}_i = \beta_i \mathbf{h}_i^\perp (\mathbf{h}_i^\perp)^\dagger$, it is exactly the orthogonal artificial noise case in (1).

The problem is formulated as

$$\begin{aligned} \max_{\boldsymbol{\Sigma}_i} R_2 \\ \text{s.t. } \boldsymbol{\Sigma}_i \succeq 0, \text{ and } \text{Tr}(\boldsymbol{\Sigma}_i) \leq 1, i = 1, \dots, N. \end{aligned} \quad (13)$$

Next we solve the problem of (13). Using the method in [4], let $z = \sum_{i=1}^N \gamma_i \mathbf{h}_i^T \boldsymbol{\Sigma}_i \mathbf{h}_i^*$. Note that $\mathbf{h}_i^T \boldsymbol{\Sigma}_i \mathbf{h}_i^* \leq \|\mathbf{h}_i^*\|^2 \lambda_{\max}(\boldsymbol{\Sigma}_i) \leq \|\mathbf{h}_i^*\|^2 \text{Tr}(\boldsymbol{\Sigma}_i) \leq \|\mathbf{h}_i^*\|^2 = \|\mathbf{h}_i\|^2$ and equality holds if $\boldsymbol{\Sigma}_i = \mathbf{h}_i^* \mathbf{h}_i^{*T} / \|\mathbf{h}_i\|^2$. Thus, the domain of z is

$$0 \leq z \leq \sum_{i=1}^N \gamma_i \|\mathbf{h}_i\|^2. \quad (14)$$

Obviously, for fixed z (i.e., $\sum_{i=1}^N \gamma_i \mathbf{h}_i^T \boldsymbol{\Sigma}_i \mathbf{h}_i^*$ is kept fixed at z), the term $\sum_{i=1}^N \gamma_i \mathbf{g}_i^T \boldsymbol{\Sigma}_i \mathbf{g}_i^*$ should be maximized. With this observation, we let

$$\begin{aligned} F(z) \triangleq \max_{\boldsymbol{\Sigma}_i} \sum_{i=1}^N \gamma_i \mathbf{g}_i^T \boldsymbol{\Sigma}_i \mathbf{g}_i^* \\ \text{s.t. } \boldsymbol{\Sigma}_i \succeq 0, \text{ and } \text{Tr}(\boldsymbol{\Sigma}_i) \leq 1, i = 1, \dots, N; \\ \sum_{i=1}^N \gamma_i \mathbf{h}_i^T \boldsymbol{\Sigma}_i \mathbf{h}_i^* = z. \end{aligned} \quad (15)$$

The problem of (15) is a convex problem which can be effectively solved by CVX [8]. Moreover, we have the following result.

Lemma 1: $F(z)$ is a concave function of z .

The proof is given in Appendix A. From the analysis above, the problem of (13) becomes

$$\begin{aligned} \max_z R_2(z) = \log \left(1 + \frac{\gamma_0 |h_0|^2}{z+1} \right) - \log \left(1 + \frac{\gamma_0 |g_0|^2}{F(z)+1} \right), \\ \text{s.t. } 0 \leq z \leq \sum_{i=1}^N \gamma_i \|\mathbf{h}_i\|^2. \end{aligned} \quad (16)$$

The problem of (16) is equivalent to

$$\max_z \left[G(z) = \frac{1 + \frac{\gamma_0 |h_0|^2}{z+1}}{1 + \frac{\gamma_0 |g_0|^2}{F(z)+1}} \right] \text{ s.t. } 0 \leq z \leq \sum_{i=1}^N \gamma_i \|\mathbf{h}_i\|^2. \quad (17)$$

Since $F(z)$ is a concave function, using the result in [5, Theorem 3], we have the following result.

Theorem 1: $G(z)$ is quasi-concave function of z .

According to Theorem 1 and the properties of one variable quasi-concave function [9, p. 99], one may determine the global maximizer of $G(z)$ by one dimensional search, e.g., bisection method.

Discussion: $z = 0$ corresponds to the nulling solution with a secrecy rate $R_2(0) = R_1$. Intuitively, it can be seen from $R_2(z)$ in (16) that z should not be large, since the main term $\frac{\gamma_0 |h_0|^2}{z+1}$ in $R_2(z)$ is $\frac{1}{z+1}$ of $\gamma_0 |h_0|^2$ in R_1 . To see this clearly, according to (7), R_1 does not exceed $\log(1 + \gamma_0 |h_0|^2)$. Let $\beta = \frac{R_1}{\log(1 + \gamma_0 |h_0|^2)}$. Solving the following equation for z

$$\log(1 + \gamma_0 |h_0|^2 / (z+1)) = \beta \log(1 + \gamma_0 |h_0|^2), \quad (18)$$

we get $z = \frac{\gamma_0 |h_0|^2}{(1 + \gamma_0 |h_0|^2)^\beta - 1} - 1$. Thus,

$$0 \leq z^* < \frac{\gamma_0 |h_0|^2}{(1 + \gamma_0 |h_0|^2)^\beta - 1} - 1. \quad (19)$$

We can see that if β is near 1, z^* will be bounded by a small value compared with 1. According to (7), β is near 1 when $\sum_{i=1}^N \gamma_i \mathbf{g}_i^T \mathbf{h}_i^\perp (\mathbf{h}_i^\perp)^\dagger \mathbf{g}_i^*$ is sufficient large compared with 1. This condition can be satisfied by either more relays (i.e., large N) or higher γ_i . In numerical simulation section, we give examples which shows that the nulling solution the nulling solution achieves good approximation to the optimal solution in the average sense.

III. SIMULATION AND ANALYSIS

In this section numerical simulations are provided to illustrate the nulling scheme and compare it to the general noise scheme. For illustration purposes, we consider a Gaussian wiretap channel where there are $N = 5$ relays, $h_0 = 0.24 + 0.78i$, $g_0 = 1.12 - 1.15i$. For this case, g_0 is much stronger than h_0 , i.e., the eavesdropper channel direct link is much stronger than the legitimate channel direct link; The artificial noise help to achieve positive secrecy rate. \mathbf{h}_i 's and \mathbf{g}_i 's are drawn from a Gaussian $\mathcal{CN}(0, \mathbf{I})$, for an instance,

$$\mathbf{H} = \begin{pmatrix} \mathbf{h}_1^T \\ \mathbf{h}_2^T \\ \mathbf{h}_3^T \\ \mathbf{h}_4^T \\ \mathbf{h}_5^T \end{pmatrix} = \begin{pmatrix} 0.76 - 0.64i & -0.10 - 0.84i \\ -1.077 + 1.15i & -0.96 - 0.18i \\ 0.28 + 0.09i & -0.03 - 0.65i \\ 0.55 + 0.69i & -0.03 + 0.23i \\ 0.39 + 0.01i & -0.82 + 0.27i \end{pmatrix},$$

$$\mathbf{G} = \begin{pmatrix} \mathbf{g}_1^T \\ \mathbf{g}_2^T \\ \mathbf{g}_3^T \\ \mathbf{g}_4^T \\ \mathbf{g}_5^T \end{pmatrix} = \begin{pmatrix} 0.22 - 0.03i & 0.88 + 0.15i \\ -0.165 - 0.29i & 0.24 + 0.77i \\ 1.10 - 0.47i & 0.77 + 0.27i \\ 0.33 + 0.79i & 0.20 - 0.24i \\ 0.88 - 0.05i & 0.52 - 0.50i \end{pmatrix}.$$

Let SNRs at source and 5 relays be $(\gamma_0, \gamma_1, \dots, \gamma_5) = (5, 2, 2, 2, 2, 2)$ dB. The domain of z is $[0, 7.1278]$. The secrecy rate of nulling solution is $R_1 = 0.6332$. Fig. 2 plots the function $R_2(z)$ over part of the domain of z . The optimal z is $z^* = 0.0091$ with the objective value $R_2 = 0.6439$. It can be seen that $R_1 \approx R_2$, i.e., the nulling solution is near optimal. Then we vary γ_0 from 5 dB to 10 dB. Fig. 3 plots R_1

and R_2 for different values of SNR. Third, we consider the case \mathbf{g}_i 's are drawn from $\mathcal{CN}(0, \mathbf{I})$. Fig. 4 plots R_1 and R_2 for 30 samples of \mathbf{g}_i 's. It can be seen from Fig. 3 and 4 that the nulling solution achieves good approximation of the optimal solution. For some channel conditions, the nulling solution is near optimal.

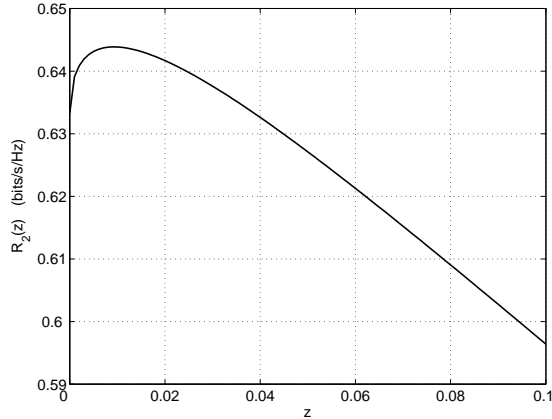


Fig. 2. $R_2(z)$ vs z .

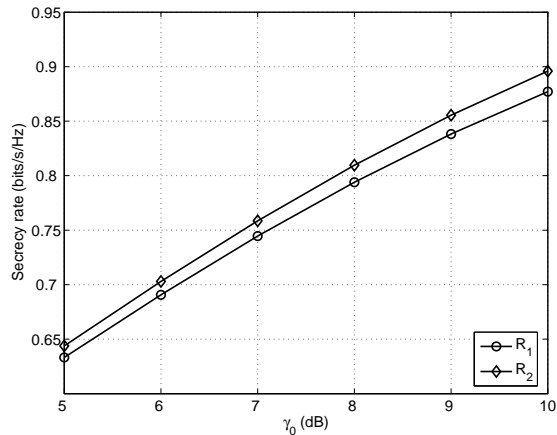


Fig. 3. R_1 and R_2 for different values of γ_0 .

IV. CONCLUSIONS

In this paper, we propose an optimal structured Gaussian noise to do cooperative jamming, which results in the maximal secrecy rate. This provides a benchmark for nulling solution, so we compared with local nulling with two antennas per helper and show that for certain SNR range, the optimal noise performs almost the same as the nulling noise. This is particularly encouraging, as the nulling noise is very simple to obtain in a distributed manner and without eavesdropper channel knowledge, as opposed to the general noise that requires centralized processing.

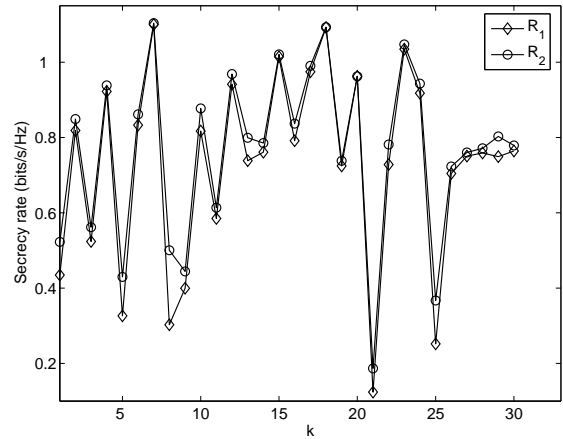


Fig. 4. R_1 and R_2 for 30 randomly generated \mathbf{g}_i 's.

APPENDIX A PROOF OF LEMMA 1

We need to prove that, for any feasible z_1 and z_2

$$F(tz_1 + (1-t)z_2) \geq tF(z_1) + (1-t)F(z_2), \quad \forall t \in [0, 1]. \quad (20)$$

Let $\{\Sigma_i^{(1)}\}$ and $\{\Sigma_i^{(2)}\}$ be the optimal $\{\Sigma_i\}$ associated with z_1 and z_2 , respectively. Consider the problem associated with $tz_1 + (1-t)z_2$, i.e.,

$$\begin{aligned} & \max_{\Sigma_i} \sum_{i=1}^N \gamma_i \mathbf{g}_i^T \Sigma_i \mathbf{g}_i^* & (21) \\ & \text{s.t. } \Sigma_i \succeq 0, \text{ and } \text{Tr}(\Sigma_i) \leq 1, \quad i = 1, \dots, N; \\ & \sum_{i=1}^N \gamma_i \mathbf{h}_i^T \Sigma_i \mathbf{h}_i^* = tz_1 + (1-t)z_2. \end{aligned}$$

It is easy to verify that $\{t\Sigma_i^{(1)} + (1-t)\Sigma_i^{(2)}\}$ is feasible with the corresponding objective value $tF(z_1) + (1-t)F(z_2)$. Thus, (20) holds and $F(z)$ is concave. This completes the proof.

REFERENCES

- [1] A. D. Wyner, "The wiretap channel," *Bell System Technical Journal*, vol. 54, no. 8, pp. 1355–1387, 1975.
- [2] Y. Liang, H. V. Poor and S. Shamai, *Information Theoretic Security*, Dordrecht, The Netherlands: Now Publishers, 2009.
- [3] D. Lun, A. P. Petropulu, and H. V. Poor, "Weighted Cross-Layer Cooperative Beamforming for Wireless Networks," *Signal Processing, IEEE Transactions on*, vol. 57, pp. 3240–3252, 2009.
- [4] J. Li, A. P. Petropulu, and S. Weber, "On cooperative relaying schemes for wireless physical layer security," *IEEE Trans. Signal Process.*, vol. 59, no. 10, pp. 4985–4997, Oct. 2011.
- [5] G. Zheng, L.C. Choo, and K.K. Wong, "Optimal cooperative jamming to enhance physical layer security using relays," *IEEE Trans. Signal Process.*, vol. 59, no. 3, pp. 1317–1322, Mar. 2011.
- [6] J. Wang and A. L. Swindlehurst, "Cooperative Jamming in MIMO Ad-Hoc Networks," *Proc. 43rd Asilomar Conference on Signals, Systems and Computers*, Pacific Grove, CA, Nov. 2009.
- [7] Negi, R.; Goel, S.; , "Secret communication using artificial noise," *Vehicular Technology Conference*, 2005. VTC-2005-Fall. 2005 IEEE 62nd, vol.3, no., pp. 1906–1910, 25–28 Sept., 2005
- [8] M. Grant and S. Boyd, *cvx Users' Guide*, [Online]. Available: <http://cvxr.com/>, 2009.
- [9] S. Boyd and L. Vandenberghe, *Convex Optimization*, Cambridge, UK: Cambridge Univ. Press, 2004.